

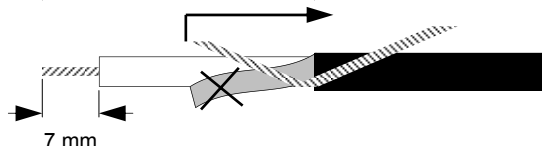
# Mounting Instruction

## Plug F3415 + Cable 130660

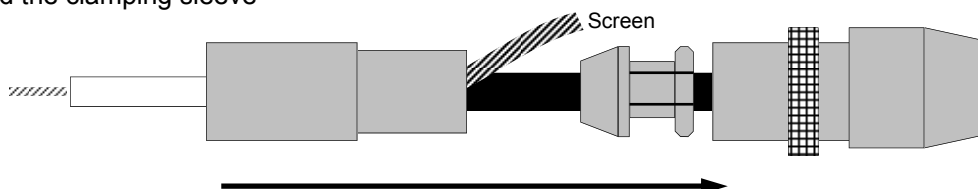
- 1) Remove the cable sheath



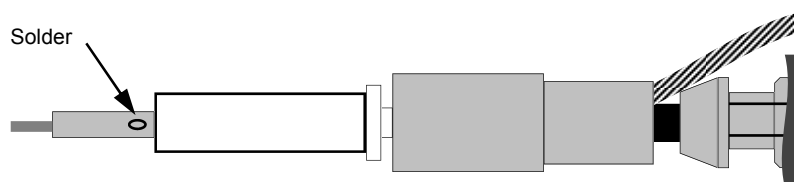
- 2) Push back the shield wires, remove the foil and strip the isolation from the center conductor



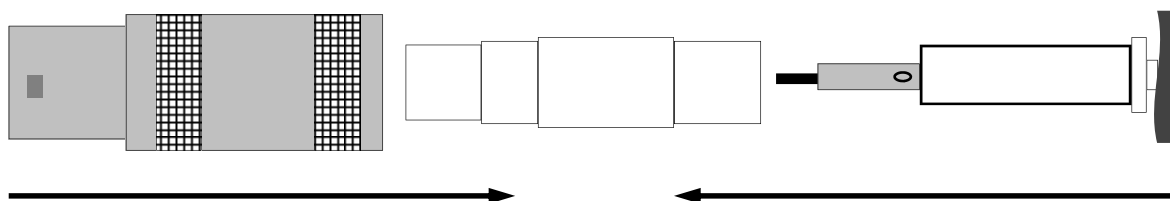
- 3) Put on the cable the rear part, the collet and the clamping sleeve



- 4) Put on the plastic sleeve with center contact and solder the contact



- 5) Push the plug case, the plastic sleeve and the other parts together



- 6) Cut overhanging screen wires and screw the plug components together

