

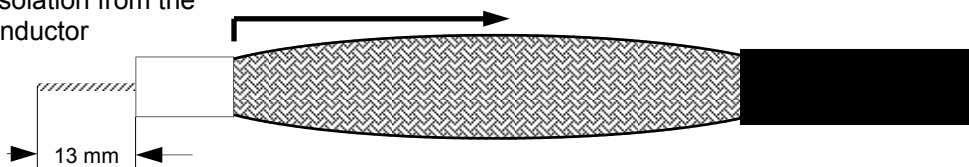
Mounting Instruction

Plug F3430 + Cable RG11

- 1) Remove the cable sheath




- 2) Push back the braided shield and strip the isolation from the center conductor



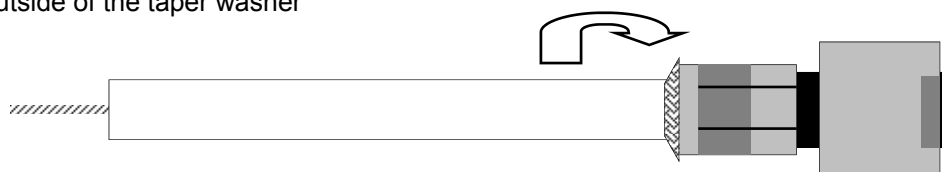
- 3) Push back the screen to the front and twist it together on the front end



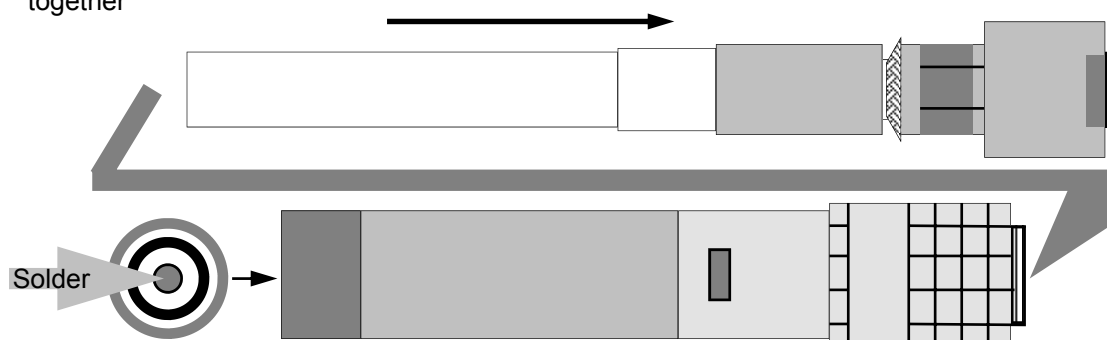
- 4) Put the rear screw and the collet on the cable



- 5) Push back the braided shield and cut it along the outside of the taper washer



- 6) Put on the isolation sleeve and the connector case and screw them together



- 7) Solder the cable center conductor with the plug center contact

SC 01/2008